

2018 WILSONART® SOLID SURFACE DESIGN GUIDE

• DESIGN INSPIRATION •

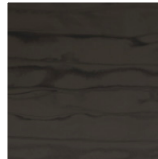
The 2018 Wilsonart Solid Surface designs celebrate the classic movement and veining of natural materials, while enhancing color palette choices; blurring the lines between organic elements, artistic influences and trendy colors for newly-imagined structures.




Titanium Grey
9222SS




Grey Lace
9224SS



Saharan Night
9225SS



Hidden Space
9227SS



Chilled Earth
9228SS



Silver Smoke 9226SS

INNOVATION

Wilsonart Solid Surface is a seamless, non-porous and renewable engineered surface ideal for residential, retail, healthcare and foodservice interiors.

• MASTERFUL MIXOLOGY •


Perfect for horizontal or vertical applications, these new looks can easily blend with traditional materials or make a stand-out focal statement. Their simplistic elegance pairs well with a variety of hues and structures such as woodgrains, bold graphics, and textured looks.



Grey Lace 9224SS



Ash Arabesque Y0488



Salar Q4028



Weathered Olive Y0574



Soft Gold Mesh 4911

Saharan Night 9225SS